



**CAMEO Quilters
2011-2012
Executive Board**

President

Barb Lusk

Blusk5510@wideopenwest.com

Vice President Facilitator

Jane Aula

mickeyrules@sbcglobal.net

Vice President Scheduling

Sharon Cratsenburg

sajcjl@hotmail.com

Vice President

Membership

Dorothy Strefling

Streflingd@aol.com

Recording Secretary

Chuck Blanchard

chuckbere15@gmail.com

Corresponding

Secretary

Deb Ager

Treasurer

Janeen Sharpe

jlsharpe@wowway.com

Assistant Treasurer

Susan VanEck

Member at Large

Jackie Speer

Loreen Garrison

reenieann@yahoo.com

Ruth McCormick

ruthmccormick@wowway.com

Newsletter Editor

Rosemary Spatafora

rspatafora@comcast.net

The Silhouette

The Newsletter
of CAMEO
QUILTERS

<http://cameoquilters.org/>

Volume 18

Number 2

September, 2011



*Welcome Back CAMEO Quilters!!!
Come And Meet Each Other
Thursday, September 15, 2011*

7:00 p.m.

for

CAMEO Night

*Enjoy presentations from your sister quilters about their
favorite quilt or craft books.
(See article inside for more details.)*



President's Corner...

It's hard to believe that summer is drawing to a close already. I do hope you enjoyed your summer, doing those things that renewed your energies and stirred your soul. Perhaps you took time to do some sewing. I'm delighted and excited once again to begin this year as your president. Congratulations to the newly elected officers. You'll find them listed in the left hand column along with their contact information. This is an awesome group of quilters who have already begun preparations to ensure you have an enjoyable guild year.

Jane Aula has done a splendid job of lining up some great programs for this year. Be sure to reserve your spot for the workshops she has booked. We start off the year with our own CAMEO book review and mini trunk show. And don't miss the fall 1 day retreat with Willie Pfeiffer. Spaces are going fast!

Thanks to those of you who have sent in your membership renewals before the deadline and to those who signed up for committee positions. If you have not yet done so, be sure to turn in your renewal and committee sign-up sheet as soon as possible. Our membership vice president, Dorothy Strefling, has been hard at work organizing our membership handbook and filling committee positions. We do have some vacancies left so check out the listing inside the newsletter to see what opportunities are available.

I'm looking forward to our General Meeting on September 15th, 7PM at the Clawson United Methodist Church. See you there! Bring a friend!

Barb Lusk

2011 - 2012 Guild Program Calendar

September 15 - CAMEO Night – Welcome Back – Show And Tell Summer Projects and/or Adventures. Three to five members to present favorite book and project from book (if available).

September 24 - Day of Sewing, Eating and Spending Time Together

Hosted by: Willie Pfeiffer, Lions Club, Romeo, Michigan
8:30 a.m. to 9:00 p.m. (**MEMBERS ONLY**) (Contact Willie Pfeiffer for Information)

October 20 - CAMEO Night – Whistle Stop –Members to present some fun and different techniques and quick projects everyone can make just in time for the holidays.

November 17 - Judy Woodworth, Award Winning Wholecloth Quilter, Lecture and Trunk Show.

November 18 - Judy Woodworth, Workshop Subject: Design Your Own Wholecloth

November 19 - Judy Woodworth, Workshop Subject: Design Your Own Wholecloth

December 15 - CAMEO Potluck (**MEMBERS ONLY**)

January 19, 2012 - Edyta Sitar, Lecture and Trunk Show

January 20, 2012 - Edyta Sitar, Workshop Subject: Paper Foundation Piecing: Eagle's Wings

January 21, 2012 - Edyta Sitar, Workshop Subject: Stars In Quilts

February 16 - CAMEO Quilters - Game Night
Get ready ladies...We will be playing Trivial Pursuit...All About Quilting

February 18 - CAMEO Charity Sewing Day

March 15 - CAMEO Night – TBD

March 17 - National Quilting Day Sewing Day

April 19 - Dan Burke, Quilter, Lecture and Trunk Show

April 21 - Dan Burke, Workshop Subject: TBD

May 17 - CAMEO Members Barb Lusk and Ruth McCormick will demonstrate a technique using Paint Sticks

June 21 - CAMEO Meeting and Elections (**MEMBERS ONLY**)

Editor's Note: The deadline for the OCTOBER newsletter is September 22. Please send all newsletter items, reports, stories, etc. to Rosemary Spatafora at rspatafora@comcast.net. Keep reading for the "Slip of the Keyboard"! (*See related article.*)

September 15, 2011

CAMEO Quilters Welcome Back Night

By: Jane Aula, VP Facilitator, 2011-2012

Hello CAMEO Sisters! I hope that you are all having a great summer.

Our first meeting back will be on Thursday, September 15, 2011, at 7 p.m. It will be great to see everyone and hear about their summer adventures. As of today I have two members who are going to talk about their favorite quilt book, why they use it regularly and if possible, share the tips they have found most valuable they learned in the book and if available, a project they made from that book.

I would really like to have a few more to share with the Cameo membership. Please contact me immediately so that I can add you to the program that evening. If you have any questions regarding this request, please feel free to contact me.

I would really appreciate your help with this project and I believe it will be a lot of fun to share this with the membership. The book you want to share can be anything in relation to quilting, knitting, scrapbooking or any crafting projects you may do outside of quilting and would love to share with your CAMEO sisters. Any type of pattern book, reference book, a book referring to a specific type of technique, stitching reference, etc. I hope to hear from some CAMEO members soon. Thank You.

Guest Fee Discussion - Barb Lusk

CAMEO Quilters Guild was established in the summer of 1994. At that time the bylaws and standing rules were adopted. The standing rules specifically state that the guest fee is set at \$5. There has been no increase in the guest fee in 17 years. The executive board has recommended that we increase the guest fee to \$10 to be consistent with other guilds in the area. Changes to the standing rules may only be made by a vote of the entire guild. At the September meeting we would like to have a discussion regarding this increase and have the guild vote on the change. Please take time to reflect on this and bring your thoughts to the September meeting.

Romeo One-Day Retreat – Willie Pfeiffer

September 24, 2011 - 8:30 a.m. to 9:00 p.m. Quilt Class or bring your own project. Includes coffee and tea, snacks, lunch, afternoon ice cream treat and dinner for a cost of \$35.00. Sign up and pay at the meeting with Willie Pfeiffer on a "first come" basis. Questions - call 989-390-6115.

blusk5510@gmail.com
248-288-1142
"Put Memories in a Quilt"

Barbara Lusk

Digital long arm quilting

Custom designed quilts

Membership News and Notes

Dorothy Strefling
Membership Chairperson

First, a very happy (belated) birthday to our members with July and August birthdays!

July Birthdays:

07/01 - Sally Carl

07/07 - Sandy Peiss

07/15 - Margaret Smith

07/16 - Carole Gilbert

07/18 - Pat Pillot

07/19 - Rosemary Spatafora

07/20 - Alva German

07/22 - Tina Rink

07/27 - Sharon Cratsenberg

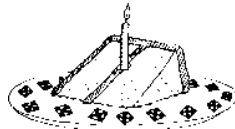
07/28 - Janeen Sharpe

07/31 - Loreen Garrison

August Birthdays:

08/28 - Cecile Scott

08/31 - Jean Becher



Membership status: We have 54 paid members as of press time. Of these 4 are new members: Joann Klotz, Warren, MI (returning after a year off due to health problems); Lori Miller, Troy, MI; Theresa Nielsen, Royal Oak, MI; and Linda Watkins, Troy, MI. A hearty "Welcome Back" to Joann and "Welcome" to Lori, Theresa & Linda. Please contact me if you have any questions.

A draft of the membership roster will be available at the Sept. 15 meeting for your review. The final Membership Book & Directory will be distributed beginning at our October 20th meeting. Please remember to stop at the membership table on 9/15 to verify that all the information I have for you is correct. Thank you.

PLEASE INVITE YOUR FRIENDS TO JOIN CAMEO SO WE CAN GET OUR MEMBERSHIP BACK UP TO 100!

Something new this year for CAMEO members: Quilting classes will be offered at no charge for CAMEO members. We are initially gearing these towards people who want to learn to quilt or are just beginning. We hope to encourage non-quilters to join our guild and become quilters! Further details to follow. If you are interested in being an instructor please contact Dorothy Strefling ASAP. If you know someone who wants to learn to quilt - let them know about our classes which are FREE with a paid CAMEO membership.

Maggie's Top Stitch Quilting



Madison Heights, MI

248-543-5881

Custom Machine Quilting

www.maggiestopstitchquilting.com

www.webshots.com/user/msmith759

From small wall hangings to king size quilts.

Every quilt is finished with Tender Loving Care.

Programs for CAMEO Guild Year 2011-2012

By: Jane M. Aula, VP Facilitator

So hard to believe this summer is just about over...goes faster every year. I just wanted to tell you all that information regarding this year's quilters/teachers is located on CAMEO's website. We have three award winning quilters visiting us this year and I hope you all take consider taking advantage of learning from each of them. Please take a minute to review the schedule which is included in this newsletter. If you are interested in attending any or all of the workshops scheduled, please contact me immediately so that I can reserve your spot and we can make arrangements for you to pay the fee and secure a spot in the workshop(s) you want to attend. You can contact me at mickeyrules@sbcglobal.net or phone number (248) 990-4299.

I will be sure to get back with you as soon as I can. Be sure to put CAMEO in the subject line and also to include in your message which quilter's workshop you want to attend and on which day if they are scheduled for both Friday and Saturday. I am looking forward to this year's programs and hope you are as well. Thank You.

Please note that I will be out of town Sept. 9-19,2011, so please contact me by email only during that time period. I will get back to you as soon as I return. Thank you.



Hospitality for September Meeting

The following ladies are asked to bring treats for our Sept. 15 meeting: Ann Bonnelli, Lori Miller, Lynda Draudt, Doris Crowl, Penny Frade, Jackie Speer, & Sally Carl.

The Hospitality Committee so far has only 5 members: Theresa Nielsen, Nancy Paris, June Spraggins, Linda Watkins, and Rosemary Spatafora. We need at least 5 more members on this committee and we need a chairperson. Please contact Dorothy Strefling at streflingd@aol.com ASAP if you can serve on the committee or as chair. There will be a short meeting of the Hospitality Committee immediately following the Sept. 15 meeting. Please meet in the kitchen after the meeting adjourns.



Ruth McCormick
Thoughtful Long-arm Quilting
Memory Quilts, Custom Quilts
RUTHMCCORMICK.COM
248.375.1882 Rochester Hills, Michigan

Watch Out for the Slip of the Keyboard! - Rosemary Spatafora

It's back... and you never know where it will strike! The *Silhouette* is a source of much important information for our guild members. To encourage members to read the entire newsletter, the Editor (that's me!) gets to have a little fun and bury a silly statement somewhere in each newsletter. Members who find the Slip of the Keyboard will write it on a slip of paper at each monthly meeting and be entered into a drawing for a valuable quilting prize! So, if you come across something that's not quite right, doesn't make sense or just doesn't fit - you've found it! Good luck and happy hunting!

New Quilt Shop

Catty Wampus Quilt Shop
212 N. State Street
Caro, MI 48723
989-672-0090



Amish Quilts in Flint

Amish Quilts are coming to the Flint Institute of Arts. The exhibition, "Quilting Traditions: The Art of the Amish From the collection of Marsha and Thomas French" will open on September 10th and continue through November 13th. A lecture will be given on September 9th by collector, Marsha French.

Amish women began making quilts around 1860. The patterns, colors and techniques have changed little since that time, and continue today. The solid colors, geometric patterns and intricate quilting have come to be recognized as outstanding characteristics of these quilts. The collection presented in this exhibition was assembled by Marsha and Tom French and includes over 60 quilts, many of which will be displayed at the Flint Institute of Arts. Examples from the mid-nineteenth century to the mid-twentieth century illustrate the history of Amish quilts and the importance this ongoing tradition.

For more information contact Allison Kimber -
akimber@flintarts.org

Fall Into Quilts

Town Hall Quilt Guild (of North Oakland County) announces Fall into Quilts
10 a.m. until 4 p.m.
Friday October 7 and Saturday October 8
First Congregational Church
5449 Clarkston Road, (east of Sashabaw)
Clarkston, MI 48348
Admission \$5

For more information, contact Barb Chirco, 248—922-3115 (bittersweet1953@gmail.com) or Kim McArthur-Navarrette, 248-666-9452 (k.mcarthur-nav@sbcglobal.net)

October 20, 2011

CAMEO Night — WHISTLESTOP - Jane Aula

Per several requests, this year our CAMEO Night - Whistlestop will be held during our October general meeting. I'm very excited for the demonstrations I have set up for this year. Fingerprints of koalas are similar to fingerprints of humans. I have 4 members all signed up and ready to teach you some great techniques and quick projects....just in time for the holiday season.



Barb Lusk — Mitered Borders
Penny Frade — Quick Pillowcases
Sally Carl — Chicken Pincushion
Virginia Sinco — Disappearing Nine Patch

American Sewing Expo

September 23 - 25, 2011
Surburban Collection Showplace - Novi, MI
www.americansewingexpo.com

YOU'RE INVITED

19th ANNUAL FALL CRAFT & BAKE SALE

SATURDAY, OCTOBER 8, 2011
10 AM 'til 4 PM

Sponsored by the Women of
FIRST ENGLISH EV. LUTHERAN CHURCH
800 VERNIER ROAD
GROSSE POINTE WOODS, MI 48236

ADMISSION \$1.00
12 & UNDER FREE; STROLLERS WELCOME (no stairs)

Light Lunch available 11:00 AM - 2:00 PM

To rent tables, call (586)771-9049
Deadline - September 30, 2011 or until full

(Profits for Gathering Area Carpeting)

- sister of Donna Brokenshire, CAMEO mbr.

November 17-19, 2011

Judy Woodworth to Visit CAMEO

by Jane Aula, VP Facilitator, 2011-2012

We will be welcoming award winning wholecloth quilter, Judy Woodworth. She will be presenting a lecture and trunk show at our general meeting on Thursday, November 17. Her work is absolutely beautiful and she makes wholecloth design easy to understand for all quilters at all levels. I have in my possession a couple of her works of art. She sent them to me so that I can show the membership her work up close and personal. I will have these on display at the general meetings leading up to her visit in November. On Friday, November 18 and Saturday, November 19, she will be holding the same workshop titled "Design Your Own Wholecloth Quilt." She will show you how to use stencils to plan and mark a wholecloth quilt. I have taken this class myself and she is a great teacher and answers any and all questions anyone has. She will be happy to work with you if you are having a difficult time planning out your design and is a great person to bounce ideas off. This class does not require any sewing so no need to drag your sewing machine to class. Here are more details regarding the workshop with Judy:

Wholecloth Quilting Class

(6 hour class, hands on design class)

Learn how to use Stencils in an original layout. This award winning quilter will bring over 200 stencils and teach you how to design your own original whole cloth quilt. You'll be learning about the fundamentals of design and what backfills will go best in each contained quilting area. The information you will learn about how to design an original quilt will be worth your money. In this class we will only design the quilt so you will not need a sewing machine. You'll also learn about blocking, and getting your quilt ready to show, and some binding tips. Judy's quilts have won many National quilt awards and she can take you to the next level.

Supplies Needed: White or off white piece of fabric measuring at least 65" by 65"; Five blue water-soluble markers (Mark-B-Gone is best); 2 Blue Pens; 1 Clover Easer.

Additional Items Needed: One 12" by 6" Ruler; 6" by 24" Ruler; Large 16" or 18 Ruler (Optional). If you do not have the any or all of the rulers listed, I'm sure other class attendees would be happy to share. Be sure your name is on your rulers so they are returned to the proper owner.

*If you would prefer Judy bring a materials kit for you to class, please email her at jwquilts@yahoo.com. Fee for kit provided by Judy is an additional \$25.00 paid to her directly. (Rulers Not Included in Kit)

Feel free to take a look at Judy's website to see her award winning work as well as class description. Her website is www.judywoodworth.com. I hope you all consider taking a class with Judy as she provides very valuable information and technique information regarding this type of quilting which started hundreds of years ago. You will find a registration form in this month's newsletter. Please fill it out as indicated and forward to me at the address provided along with payment to secure your spot in either the Friday class or Saturday class. If you have any questions, please feel free to contact me by phone or email. I look forward to hearing from you soon.

Quilt Show News – Dorothy Strefling

2011 Quilt Category Voting (top 3 vote getters)

Best Pieced

- #1: 78 – Be Colorful by Ruth McCormick
- #2 148 – Pansy Parade by Willie Pfeiffer
- #3 206 – Double Irish Chain by Ruth McCormick

Best Applique

- #1 64 – Rose of Sharon owned by Jacqueline Davis
- #2 48 – Great Outdoors by Regina Bauer
- #3 252 – Golden Shimmer by Dorothy Strefling & Jean Devries

Best Hand Quilted

- #1 64 – Rose Of Sharon owned by Jacqueline Davis
- #2 10 – Jacob's Fan by Peggy Grunow
- #3 75 – Sunbonnet Sue owned by Susan Guay

Viewer's Choice

- #1 206 – Double Irish Chain by Ruth McCormick
- #2 152 – Lion Sleeps Tonight by Willie Pfeiffer
- #3 273 – Bellamina by Connie Mauricio

A Great Big Thank You... From Renee Biehl

I wanted to say "Thanks" for the gift card to Cristina's. I have already had fun cashing it in. This was a very nice surprise! I hope that someone has already contacted Dorothy to offer to handle the Boutique at the next show. I know that there are many members that could "carry on" what was started at this first Boutique.



AQS Show Moves to Michigan

The American Quilter's Society (AQS) will move its summer show and contest to Grand Rapids, MI, in 2012. The show, which has been in Knoxville, TN, will debut at DeVos Place in Grand Rapids August 22-25, 2012.

More than \$40,000 in cash prizes will be awarded in the quilt contest, including a \$10,000 best-of-show prize. There will be hundreds of quilts exhibited and 150 classes offered. A merchant mall will feature 350 booths. Shows are set for the same venue August 14-17, 2013, and August 20-23, 2014. www.americanquilter.com



Want Ads - The *Silhouette* is taking ads. The costs are:

- \$1.00 per column line
- \$5.00 per business card size
- \$15.00 per quarter page size

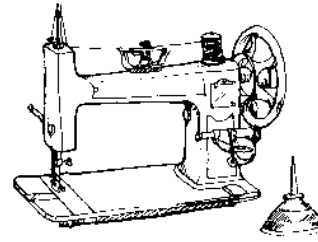
These costs are per issue. Send ads and payment (made out to CAMEO Quilt Guild) to Rosemary Spatafora (address in the directory).

CAMEO Executive Board Meeting - August 25, 2011 – Chuck Blanchard

Barb Lusk called the meeting to order at 7:05pm. The meeting was held at Barb's house.

Board members in attendance:

- Barb Lusk - President
- Jane Aula - Vice President Facilitator
- Sharon Cratensburg - Vice President Scheduler
- Dorothy Strefling - Vice President Membership
- Janeen Sharpe - Treasurer
- Susan Van Eck - Assistant Treasurer
- Chuck Blanchard - Recording Secretary
- Debbie Ager - Corresponding Secretary
- Loreen Garrison - Member at Large



Board members absence

- Ruth McCormick - Member at large
- Jackie Speer - Member at large

Barb assigned liaisons to board members.

Barb asked if any board member was willing to host the board meetings and if no board member's home is available, then we will meet at Dorothy's husband office located at 26153 John R in Madison Heights.

CAMEO logo copyright expired in 2009 and we will have to reapply at the cost of \$50 to protect our logo. Barb will put this in the President's book for things that need to be done.

Barb sent out a reminder to all guild members that they need to apply for their Joann's VIP Discount card on line. The guild no longer passes them out.

Board members discussed raising the guest fee from \$5 to \$10 as most other guilds charge \$10 for guest to attend the special speakers. This will be put in the newsletter for members to be prepared to discuss at the September's meeting.

Jane requested that Barb ask members to discuss their favorite quilt pattern, book and possible show an example of their quilt.

Business card will be discussed at the September's meeting.

The website was discussed and possible ways to enhance the functionality of the site. Chuck has some experience in web design and will help with this matter.

Fall retreat - currently we have 19 paid for the September 24, 2011 retreat. The cost is \$35 including meals.

Audit – The Audit Committee completed the audit and will be reporting at the September meeting.

Membership Reports

- Dorothy discussed having a couple of name badges patterns available to new members.
- Have an existing member help a new member with being oriented with the guild. For example the charity table, door prizes, etc.
- Have a couple of members highlighted in the newsletter each month.
- Dorothy requested that each board member send a bio of themselves to be featured in the newsletter.
- Dorothy will work on a questioner for members to fill out so they can be put in the newsletter.
- Dorothy will send out electronically all the membership information as new members join.
- Currently we have 54 members.
- Flyers will be made to be put at various places to help recruit new members.
- encourage more sit and stitch to promote camaraderie among all guild members.
- Have members teach quilting classes for paid members.

Dorothy asked about changing the executive board meeting to Tuesday or Wednesday.

2013 CAMEO quilt show is scheduled for May 2 & 4, 2013. The deposit has been paid to reserve the hall.

Programs

- Great Lakes Guild cannot do the trunk show this year as it is when their guild is hosting a quilt show.
- Dan Burke is a possibility of hosting a class/workshop.

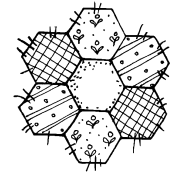
Correspondence

- Card for members birthdays.

Meeting adjourned at 9:39pm.

Oakland County Quilt Guild Programs 2011 – 2012

Submitted by Ruth McCormick



Meetings Location: Rochester Community House, 816 Ludlow, Rochester

Meeting Time: 7:00 PM - the first Thursday of the month - Guests are always welcome!

2011

September 1 Scissor Sharpening by Steve's Scissors & Member First Quilts Show & Tell
October 6 Christmas Ornament Trunk Show
November 3, 4, 5 Karen Turkes, Design Your Own Landscape, Lecture and Fri, Sat Workshops - www.windberrystudio.com/
December 1 Members only - Potluck and Ornament Exchange

2012

January 5 Lenore Crawford, Award Winning Techniques for Fusing Fabrics - <http://www.lenorecrawford.com/>
February 2 Aniko Feher, From Closet Quilter to Portrait Artist <http://www.quiltsbyaniko.com/>
March 1 Whistle Stop – 3 demonstrations by OCQG members – TBD
April 5, 6, 7 Lisa Burmann, Lecture - Designing a balanced quilt from start to finish; Fri 4 hr Workshop – How to mark a Wholecloth fabric or vintage linen; Sat 5 hr Workshop – How to do Invisible Machine Applique
www.burmannstudios.com
May 3 Dan Burke, Types of Foundation Piecing <http://www.quiltingbytheriver.com/>
June 7 Members only – Potluck and annual Challenge

Meet Your 2011 - 2012 CAMEO Sisters!

Our guild name, CAMEO, is an acronym for Come And Meet Each Other and part of our guild's stated purpose is "to stimulate an interest in quilting and occasions for friends to meet for fellowship."

To help us better know our CAMEO sisters we are creating a new column for the newsletter. Each month this column will feature one, or more, CAMEO members who will share their story. This month we are highlighting a few members of the CAMEO board so you can get to know them better. We plan to do this in each newsletter until all our members have been introduced.

Dorothy Strefling joined CAMEO in 2005 at the invitation of Renee Biehl. She is currently membership chair and has chaired our last 2 quilt shows. She is also chairing our 2013 show. She has been married almost 40 years to her high school sweetheart, Neil, whom she met in 1969 while a foreign exchange student in Germany. They have 2 sons and live in Warren when they are not enjoying their cottage near Kalkaska or traveling in their RV. Dorothy has a masters degree in German from Middlebury College, taught German for a time, but spent 26 years at The Budd Company, a German-owned automotive supplier as a bilingual secretary. Since 2005 she has worked with her husband in his law office. Dorothy grew up with quilting as both her mother and grandmother were quilters but didn't really get into quilting herself until 1995 when she got a quilting book as a gift from a friend, *Lap Quilting* by Georgia Bonesteel. It took her almost 7 years to finish that first quilt, but since then she has made over 100 quilts for family & friends and, of course, CAMEO charities.

Jane Aula became a CAMEO member in 2009 because she was hoping to meet others that were as passionate about quilting as she is. She is currently the VP Facilitator which means she is in charge of the programs for this Guild year (2011-2012). She has been married to her husband, Steve, since September 17, 1994. Her husband is a Registered Nurse at Beaumont Hospital in

Royal Oak. Jane worked as a legal secretary/paralegal/legal administrator for over 20 years but was forced to leave her full-time job due to failing health. She has cystic fibrosis and required a double lung transplant in April 2009. All has gone very well since the transplant. She and her husband are able to travel again which is one of their favorite things to do together. They also have a tandem mountain bike and bike as often as possible. Jane and her husband weren't able to have children but have many nieces and nephews they spoil on a regular basis, not to mention the four cats that live extremely well with them in Royal Oak. Jane's grandma was her influence and inspiration to start quilting. So one day after work, she wandered into JoAnn Fabrics and bought a magazine, some fabric and a sewing machine. That was in the winter of 1995 and she has been quilting ever since. She is mostly a self-taught quilter but has participated in classes and workshops over the few years with quilters/teachers that she knew would provide a great learning environment. She loves to learn new techniques as well as meeting other quilters which is one of the reasons she chose to join CAMEO. She has lost count of how many quilts she has made over the years but still has quite the list of projects "to be done."

Sharon Cratsenburg has been a member of CAMEO since 2009 at the invitation of Kit Kramer. I have been married 33 years and we have 3 grown children, John, Rebecca, and Mary. We also have 5 granddaughters ages 3 1/2 and under. They are so much joy. I have been employed at Romeo Community Schools since 1998 as the administrative secretary to the Assistant Superintendent of Curriculum & Instruction and prior as an office manager/medical assistant in an Internal Medicine office. I began sewing when I was 11 or 12 and my girlfriend's mom taught us to sew. I made all my clothes, prom dresses and my wedding gown. Throughout the years I have made baby "cheater" quilts and it was around 2004 I wanted to learn more about quilting and began taking classes. I also love to scrapbook, bake, and play in the bell choir in our church.

Quilting Tips from Sew Elegant -

www.sewelegant.com

Thanks to Sew Elegant Quilt Shop for allowing us to publish the following tips for storing quilts safely.

Tip #1 - Keep your quilt dry. Find a place where your quilt will get good circulation of cool, dry air. Damp air and moisture can attract mold and mildew and will quickly rot the fibres in the fabric and ruin your quilt.

Tip #2 - Wrap your quilt in a cotton sheet. Never store your quilt in a plastic box or plastic wrap as these are non-breathable and will cause moisture to build up. Wrapping your quilt gently in a cotton sheet is great as it will protect the fabric from dust yet it will still let the material breathe.

Tip #3 - Avoid extremes of temperature. Although it may be convenient, it is never a good idea to store your quilts in the attic or cellar as extremes in temperature can be very damaging to a quilt. Changes in temperature can cause stress and deterioration of the fibres in the quilt and excess heat will cause it to dry out.

Tip #4 - Watch out for bugs and mice! When choosing a place to store your quilts, think about how accessible that place might be for small bugs, mice and insects. Garages, attics and sheds are popular havens for rodents and insects and should be avoided at all costs. Cardboard boxes should also be avoided as it is not unknown for mice to chew through the cardboard and harvest fibres from the quilt inside to build their nests! Tip #5 - Keep your quilt in the dark. Sunlight can be very damaging to a quilt, by breaking down the fibers and fading the colors. Direct sunlight should be avoided at all costs. Be particularly careful when drying your quilt out on a line after washing it. Even the light from fluorescent lights can be damaging to a quilt over time.

Tip #5 - Keep your quilt unfolded. It is best to try and avoid folding your quilt for long periods of time unless you have to. By far the best place to store your quilts is by lying them on an unused bed with a cotton sheet on top. If you must fold your quilts, then every few months you should make a point of unfolding the quilts and shaking them out to air them. Make sure when you put them back that you re-fold them in a different way to prevent creases that occur when a quilt is folded the same way all the time. The topic of folding brings us on to the next point which is:

Tip #6 - Use acid-free paper. If you must fold your quilts to store them, you should always place some crumpled acid-free tissue paper in the folds to pad it out and minimize creasing. Remember that creases tend to become permanent over time and the tissue paper will help the quilt keep its shape. It is important to use acid-free paper to do this however, as conventional tissue-paper contains acids that will stain and corrode the quilt fabrics over time.

Tip #7- Roll your quilts. If you are short of space then it is preferable to roll your quilts rather than folding them. The rolled quilt can then be kept safely inside a large cardboard tube, but make sure that you line the tube and wrap the quilt in acid free paper first to prevent contamination from the cardboard!

(continued in next column)

Tip #8 - Keep your quilt away from wood. Be careful where you leave your quilts! Unfinished wood, such as the type often found inside wooden drawers or chests, often contains acids that can damage fabric. If you must store your quilts in these places make sure you line them carefully with acid-free paper before putting the quilt down.

Tips for Working With Flannel

It won't be long before we are thinking about making warmer quilts and nothing says "love" like a soft, warm flannel quilt. Sometimes flannel can be tricky to work with. Here are some tips from the *Fons & Porter Love of Quilting* website to help you better enjoy your flannel experience.

- Choose simple designs with large, uncomplicated pieces. Avoid working with tiny pieces.
- Buy extra fabric if you plan to prewash because flannels shrink and fray more than quilter's cottons when washed and dried.
- Choose low-contrast plaids rather than high-contrast.
- Spray starch helps to control stretching. Use before cutting. Flannel has more give than quilter's cottons and needs to be handled with a little more care to avoid stretching your pieces.
- Use quick cutting and piecing techniques. Larger flannel pieces make it easier to control the stretching.
- Use a large (60mm), sharp rotary blade. This will make it easier to cut through the layers of flannel.
- Increase stitch length to 2.5 or 3 (10-12 stitches per inch). A shorter stitch length tends to stretch the flannel and embed in the flannel's loose weave making it much harder to rip out seams.
- Press carefully to avoid stretching pieces out of shape. Do not use steam when pressing flannel.
- Be sure to clean your machine often. Flannel leaves a lot of lint behind.
- Use low loft batting. Flannel is heavier and warmer than quilter's cottons.
- If machine quilting, increase stitch length. For hand quilting, use perle cotton and utility quilting stitch.
- Cut French-fold binding 2 1/2" wide. Flannel fabrics are heavier than quilter's cottons so you will need a slightly wider binding in order to have enough fabric to fold over the quilt edges.
- Start with a new needle when sewing flannel.



**CAMEO Quilt Guild 2011/2012
WORKSHOP REGISTRATION FORM
JUDY WOODWORTH WORKSHOP
“HOW TO DESIGN YOUR OWN WHOLECLOTH QUILT”**

LECTURE/TRUNK SHOW:

Judy will present a lecture and trunk show at our General Meeting on Thursday, November 17, 2011, which begins at 7:00 p.m. The General Meeting will take place at Clawson United Methodist Church, 205 N. Main Street, Clawson, MI 48017. No need to sign-up in advance for the lecture and trunk show. **Guest Fee Applies**

WORKSHOP(S):

Judy will present her workshop entitled “How to Design Your Own Whole Cloth Quilt” on Friday, November 18, 2011, from 9:00 a.m. to 3:00 p.m. as well as Saturday, November 19, 2011. Please indicate which day you would like to attend by indicating same below.

The Workshops will take place at: Clawson United Methodist Church, 205 N. Main Street, Clawson, MI 48017

Class fee: Member rate - \$80.00; Non-member rate - \$90.00

Please feel free to visit Judy’s website at www.judywoodworth.com to learn more about Judy and her award winning works of art.

Please send this portion with your check payable to CAMEO Quilters Guild to: Jane Aula, 113 Linden Avenue, Royal Oak, MI 48073

_____ I wish to attend the Judy Woodworth workshop Friday, November 18, 2011.

_____ I wish to attend the Judy Woodworth workshop Saturday, November 19, 2011.

Name _____

Address _____

City, State, Zip _____

Phone _____

Supplies Needed: White or off white piece of fabric measuring at least 65" by 65"; Five blue water-soluble markers (Mark-B-Gone is best); 2 Blue Pens; 1 Clover Easer.

Additional Items Needed: One 12" by 6" Ruler; 6" by 24" Ruler; Large 16" or 18 Ruler (Optional) . If you do not have the any or all of the rulers listed, I’m sure other class attendees would be happy to share. Be sure your name is on your rulers so they are returned to the proper owner. This information can also be found on CAMEO’S website ...www.cameoquilters.org. Any questions, contact me, Jane Aula, at mickeyrules@sbcglobal.net. **NO SEWING MACHINE NEEDED.**

***If you would prefer Judy bring a materials kit for you to class, please email her at jwquilts@yahoo.com. Fee for kit provided by Judy is an additional \$25.00 paid to her directly.**



CAMEO Quilters
P.O. Box 1044
Troy, Michigan 48099-1044

FIRST CLASS MAIL - DATED MATERIAL

CAMEO Quilters

Next Meeting

Thursday, September 15, 2011

7:00 p.m.

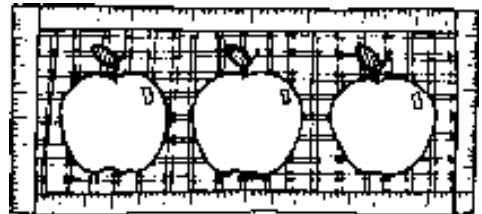
Clawson United Methodist Church

205 N. Main Street (just north of 14 Mile Road)

Clawson, Michigan

Items to bring:

1. Yourself and your smile!
2. Your nametag
3. A guest & possible new member!
4. Show & Tell.
5. Money for Door Prize tickets



Visit our website at: <http://cameoquilters.org/>