



**CAMEO Quilters
2009-2010
Executive Board**

President
Barb Lusk

Blusk5510@wideopenwest.com

Vice President Facilitator
Jodie Schlicht

starznitesky@yahoo.com

Vice President Scheduling
Jane Aula

mickeyrules@sbcglobal.net

Vice President
Membership

Betty Carpenter

Betcar3@comcast.net

Recording Secretary
Bev Olson

Bjowcc214@hotmail.com

Corresponding
Secretary

Deb Ager

Treasurer

Janeen Sharpe

jlsharpe@wowway.com

Assistant Treasurer
Susan VanEck

Member at Large

Sally Carl

sallyquilts@wowway.com

Rae Monsere

dickeybird03@sbcglobal.net

Kathy Wilson

Kwilson18@att.net

Newsletter Editor

Rosemary Spatafora

rspatafora@comcast.net

The Silhouette

The Newsletter
of CAMEO
QUILTERS

<http://cameoquilters.org/>

Volume 17

Number 5

January, 2011

HAPPY NEW YEAR CAMEO QUILTERS!!!

Come and Meet Each Other as we enjoy

“Fusing and Fabric Painting to Create Your Own Fabric Art”

A Lecture and Trunk Show

by

Lenore Crawford

Thursday, January 20, 2011

7 p.m.



President's Article...

The holidays are over, gifts have been given and decorations have been put away ready for next year.

January is a wonderful month for quilters. What better way to spend a cold snowy/icy day than inside putting together a beautiful quilt!

Every year I make a New Year's resolution to complete those UFOs and organize my sewing area. This year I am determined to do just that. Those unfinished projects should be completed and hung in the quilt show. I plan on bringing one to National Quilting Day this month. I hope you too will put that day on your calendar.

Be sure to add our other planned activities to your calendar as well. Charity Day is February 19th; Pat Speth's workshop and lecture is Wednesday April 20 (sign up now); the retreat is April 29 – May 1; Beth Donaldson's classes are May 11th; the quilt show set up day is May 12th and the show is May 13th and 14th. These are in addition to our regular meetings! What wonderful opportunities to spend time with your quilting friends.

I'm looking forward to Lenore Crawford's lecture and trunk show for our January meeting. She is sure to inspire us. See you there: Thursday the 20th at 7 PM- Clawson United Methodist Church. Until then, keep those machines humming!

Barb Lusk

2010 - 2011 Guild Program Calendar

2011

January 20 - Lenore Crawford trunk show and lecture

January 22 - CAMEO National Quilt Day Celebration

February 17 - Whistle Stop

February 19 - Charity Day - 9 a.m - 3 p.m.

March 17 - TBD

March 19 - TBD

April 20 - Pat Speth Workshop - "Nickel Quilts"

April 20* - Pat Speth Lecture - Nickel Quilts

May 11 - Beth Donaldson Workshops (Info & Sign Up Sheet in this newsletter)

May 19 - Ruth McCormick - Lecture and trunk show on Tee Shirt Memory Quilts

June 15 - Closed Meeting - Potluck Dinner & Guild Elections

* Note: Date change from our regular meeting date. We are meeting on Wednesday, April 20 instead of Thursday, April 21.



CAMEO QUILT SHOW May 13-14, 2011



Editor's Note: The deadline for the FEBRUARY newsletter is January 27. Please send all newsletter items, reports, stories, etc. to Rosemary Spatafora at rspatafora@comcast.net. Keep reading for the Slip of the Keyboard.

Want Ads - The *Silhouette* is taking ads. The costs are:

- \$1.00 per column line
- \$5.00 per business card size
- \$15.00 per quarter page size

These costs are per issue. Send ads and payment (made out to CAMEO Quilt Guild) to Rosemary Spatafora (address in the directory).

Program News

January Program - Lenore Crawford

Award-winning art quilter and pattern designer, Lenore Crawford comes to us from Midland, Michigan.

Lenore's quilts have been featured on the cover of *American Quilter Magazine* (Spring, 2007 and Winter, 2008) and she was featured in "The Meetin' Place" article in the November, 2002 issue of *Quilter's Newsletter Magazine*.

Lenore's fabric art combines her love of France, their architecture, and flower gardens along with her passion for color and realism. The texture and warmth achieved from the fabric itself along with fabric painting give the art an impressionistic feeling that only this medium can produce.

Come And Meet Each Other and bring a friend to learn some new techniques on January 20!

NATIONAL QUILTING DAY - January 22, 2011

Carole Gilbert

Just a reminder that National Quilting Day has been moved from March to January this year. It will be held on Saturday, January 22 (another departure from tradition, since that is the 4th Saturday; however, it IS the Saturday after our regular meeting). National Quilting Day is the day we meet to enjoy one another, meet someone new, and commemorate our favorite thing to do. What better way to spend a whole day than chatting with your CAMEO sisters at the sewing machine or over the quilt sandwich table with a box full of safety pins!

You can work on a UFO, make something for charity, start something new, work on the CAMEO Challenge, or just sit and get to know your fellow quilters better, if you wish! Anything goes!

The Committee has planned a fun day. The popular baked potato bar is on the lunch agenda and we will have pastry for the morning snack as usual. Coffee and tea will be available but if you want anything else to drink, please bring your own. There will be a donation basket and we ask that you put a dollar in the basket to help defray the cost.

Mark your calendars for the premier event of the quilting season! Hope to see you there.

*Granny
Lady Quilts*
"Put Memories in a Quilt"

blusk5510@gmail.com

248-288-1142

Barbara Lusk

Digital long arm quilting

Custom designed quilts

Membership News and Notes

Betty Carpenter
Membership Chairperson

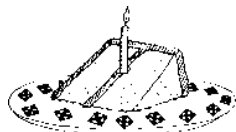
Our membership is currently at 71 members and 44 of us shared good food and fellowship at our annual holiday banquet. It was a wonderful evening with time spend building on friendships without the usual formal meeting and scheduled activity. Our hospitality committee did an awesome job with preparation and the decorations were, oh so, beautiful.

Please make note in your directory of the e-mail change for Tina Rink. She notified me that the underscore space in her address was omitted, so change her e-mail to: tina_rink@comcast.net

Happy Birthday!

Please join me in wishing these January people a very Happy Birthday.

1/02 Sharon JohnsonBaugh
1/12 Brenda Benton
1/18 Kathy Wilson
1/20 Linda Wallace



Mark Your Calendar - Charity Day

Charity Day will be held on Saturday, February 19th, 2011 at Clawson United Methodist Church from 9:00 am to 3:00 pm.

Dear Round Robins....

(tee hee) that's me after all the Holiday goodies...

Thanks for the 100% participation in December. I heard many favorable comments about the fun and challenge of creating for another members quilt. Keep in mind these are not meant to grow beyond Wall Size @ 40" x 40" max!

Very Important: If the piece you are working on outgrows the bag that we gave you, please find another brown bag and transfer the Code Letter and all other names noted on the new bag. Add your name & the month you have it below the rest.

Thanks so much, Jean Forrester

NOTE: I will be absent from the February meeting due to a planned visit to Colorado to see my newest grandbaby (due in January). So, plan to bring them in on March 17, please.

Hospitality *Gloria Burley and Kit Kramer*

January treats will be provided by:

6:30 Coffee setup: Ann Bonnelli and Catherine Esralian

Snacks:

Brenda Benton

Sharon Johnsonbaugh

Sandy Peiss

Maggie Smith

Linda Wallace

Carole Gilbert

Connie Mauricio

Pat Pillot

Pat Smith

Kathy Wilson



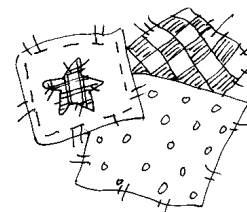
Eye Spy Charm Square Exchange

We had 33 members sign up for the Eye Spy Blocks. The blocks are to be brought in to the January meeting.

Please use quality material which has been prewashed before you cut your blocks. Each block should be cut into a 5 in square.

You should make 33 blocks each from 3 different novelty prints. Please put them into a ziplock bag with your name on it. You will receive your blocks back in this bag. If you are unable to make the

January meeting please call Sharon Cratsenburg at 586-531-5280 (cell) or mail them to her home address. San Jose was the original capital of California. When all the blocks have been brought in each person will go home with 99 different novelty patterns to make a quilt. This should be fun to see what materials each of you have chosen. - **Sharon Cratsenburg**



Maggie's Top Stitch Quilting



Madison Heights, MI

248-543-5881

Custom Machine Quilting

www.maggiestopstitchquilting.com

www.webshots.com/user/msmith759

From small wall hangings to king size quilts.
Every quilt is finished with Tender Loving Care.

CAMEO Charity Committee News

Chairperson: Linda Wallace 248-398-9234

Hope everyone had a wonderful holiday season. It is hard to believe that we are starting another year. If you are looking for a New Years resolution, helping charity could be your answer. We have quilts that need to be quilted and quilt tops that need to be made. We would be happy to have you donated your time to helping us cut fabric for quilt kits. Just let me know if you are interested. We will be scheduling a Friday or Saturday in February.

We gave Henry Ford Macomb Hospital a total of 5 quilts and 11 pillows last month. In October, we sent totes to Gilda's.

I was pleased to hear that many of you took the quilt blocks. Please return them in January. We are going to use them to create another quilt.

Besides the quilts, we are taking donations for the churches Layette program. Although they are due in April, we will take them anytime before. So as you shop around and come across a great bargain, go ahead and buy them bring it in.

For those who are on the charity committee, we need volunteers to be at the table in February. Please see me let me know if you can do it.

Thank you for all your support.

CAMEO Quilt Show Boutique Info—*Renee Biehl*

We have scheduled a sewing day –Thursday, January 13, 2011. We will be sewing from 9AM until 2PM at the Clawson Senior Center. Call me (248-528-3419) if you can help. Bring your sewing machine, extension cord, scissors, thread and lunch. I will have coffee and snacks. Please see if you can fit this into your schedule!

We are looking for any fabric scraps, buttons, magazines, and books that you would like to donate. If you don't want to bring these items to the guild meetings, we can arrange to have you drop them off at my house. Thanks to those that have already donated.

I would like to again say "Thanks" to the members that have already been able to help with the planning and sewing. We can't wait to see what projects you have for us to include in the Boutique.



LEAFING THROUGH THE LIBRARY

with Sandy Peiss, Library Chm

As we enter the second decade of the 21st century, I want to wish all CAMEO Quilting Sisters, past, present, and future, the HAPPIEST, HEALTHIEST, and the most creative quilting time in your life. We are continuing to prepare and look forward to our fourth Quilt Show. Make sure that your creative quilting juices get inspired and are renewed with the help of YOUR LIBRARY!

Please continue to consult your membership handbook and the library inventory frequently! I will resume bringing as much of the collection to the general meetings as possible. I will include in the "monthly traveling collection" all volumes that seem appropriate to Lenore Crawford's Lecture/Trunk Show. I am open to all suggestions. Please call or email me the week of the meeting to make sure your favorites area in route.

Just another friendly reminder, you are more than welcome to visit the entire library at my home. Contact me and we will set aside a special time. The Library now lives in its own cupboard in the living room. The books are sorted on the shelves alphabetically by author, as is the list in your handbook. Please take full advantage your special privilege of CAMEO membership!

I hope my telephone rings "off the hook" and my email box is full of your requests.

2010/2011 Challenge *Carole Gilbert and Peggy Grunow*

By the time you receive this newsletter, you will have only 3 months to complete your Challenge project. Hope the holidays didn't tire you out so much that you haven't touched your "Anything But Quilts" project. If you are in a January fund, remember that quilting is good therapy and lots less costly than a psychiatrist.

I hope you have all decided on what to make but in case you haven't, here are a few ideas: an article of clothing, a tote bag, wall hanging, purse, etc. The ideas are endless. This can be as simple or as complicated as you wish but the item must be quilted by the maker. Be original! Anything goes! Have fun! Remember, the Challenge items are due at the April meeting so we can have everything ready for the Quilt Show in May.

Quilting Tip from Sew Elegant -

www.sewelegant.com

A great way to learn free motion quilting is to practice on a yard of fabric with a large scale all over print. Layer large scale print in a "quilt sandwich" with batting (cotton is the best) and a small busy print for backing fabric. Safety pin baste through the "sandwich". Use either lightweight or invisible thread in the top of your machine and lightweight thread in the bobbin. Just stitch around the printed outlines of the designs until you have evenly distributed the quilting over the entire surface. Relax; no one will see every stitch. In this exercise, you are learning how to maneuver the quilt sandwich and stitching curved patterns! When finished, use your sample to make a large quilted bag to take your stuff to class in or give it to charity for a baby blanket. If you do plan on this being a baby quilt, than use only cotton both top and bottom.

CAMEO QUILTERS GUILD GENERAL MEETING MINUTES – Potluck, December 16, 2010

Submitted by Bev. Olson

Meeting called to order 7:03pm-Pledge of Allegiance-Cameo Pledge

- Barb Lusk gave the blessing for peace, hope, and love before dinner. There were many tasty dishes for us all. Then we had the white elephant exchange with Kit reading the Cookies for Santa story. We have 71 members and 45 attended the potluck. The table decorations were very festive. Jackie Davis brought little red boxes with a magnetic strip in it for everyone.

- The minutes from November were accepted, and will be signed, dated and placed on file.

The voting took place for the ugly block contest. Jodie announced that Pat Pilot won. Marie Ware was the runner up.

- Janeen reported that the finances are balanced.

- The next Boutique Sewing Day will take place at the Hunter Senior Center January 13, 9am-2pm. Call Renee if you are attending.

- Correction: The April meeting will be at the church on Wednesday instead of Thursday. Let Jodie know if you can attend the workshop at Hunter Center for Pat Speth.

- Lenore Crawford will be the speaker at the January General Meeting.

- January 22 is National Quilting Day. Charity Day will be in February.

- Melissa Becker is not able to do a lecture in March. Let Jodie know if you have ideas.

- Please mark your calendar for all 3 days of the quilt show. Everyone is needed every day. Plan to exhibit at least 2 quilts. Beth Donaldson is the featured speaker and will have 2 classes the day before the show.

- Barb will send out an e-mail with the address of where to send quilt photos for our web.

- Town Hall Quilters, 5449 Clarkston Rd., will have Shirley Benson lecturing on 1800's needlecrafts January 18, 2010. There are classes on January 21 & 22. The class fee is \$50 and \$20 for materials.

- We still need one more teacher for Whistle Stop.

- There will be a Face Book page for Cameo quilters soon.

- Don't forget your 5" novelty (I Spy) quilt blocks.

- Marie Ware won the Slip of the Keyboard.

Meeting adjourned 9:40pm.

CAMEO Quilt Retreat Info - Barb Veselenak

The planning for this year's retreat is under construction and it looks like it will be a very enjoyable weekend for all who care to attend. This year's retreat will be taking place at Lion's Bear Lake Camp in Lapeer, Mi the weekend of April 29, 30 and May 1. This is a wonderful camp that provides us a very large room for sewing in and cabins that are heated with showers and flush toilets! What more could you ask for? Well let me tell you! You will receive 6 meals that are homemade by the cooks at the camp, NO dishes to wash for the weekend, sewing all night (if you care to) along with make and take projects, prizes and door prizes for the low cost of \$100.00. This is the same price as last year!

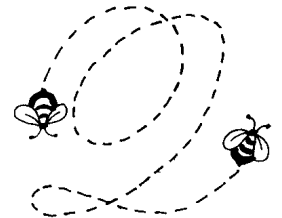
(continued in next column)

Registration will begin at the January meeting. We will accept a \$50.00 deposit with the remaining balance to be paid no later than March 17th. Be sure to fill out the application form found in this newsletter and submit that with a check or cash to hold your spot! Don't wait until it too late as space is limited! There will be a table in the back of the church hall for you to turn your paperwork in.

We will be offering a mystery quilt this year for an additional cost of \$2.00 if you are interested. The size of the quilt is 66 "x 78" or 78 "x 90" depending on what borders, if any, you choose to put on. If you decide to do the mystery quilt, you will be given at the March meeting your fabric requirements and cutting instructions. Then when you come out we will begin the sewing on Saturday morning. This is NOT a difficult mystery. There is an additional cost of \$2.00 for this and we must have your money in no later than February 17th so that we have things ready for the March meeting.

If you have any questions about the retreat please do not hesitate to contact any of the retreat committee women and we would be happy to answer any questions that you might have.

Barbara Veselenak-Retreat Chairperson
248-583-9788
pv516bv@gmail.com





2011 OH-MI SHOP HOP

Imagine If...

Thursday - Saturday, February 24 - 26
9:00 am - 7:00 pm



- Prizes--A total of \$1000.00 in Quilt Cash including a \$400.00 Grand Prize
- \$50.00 value door prize at each shop
- Free gift from each shop
- Special sales plus 20% off selected fabrics
- Progressive Quilt--one pattern part at each shop
- Bus trips sponsored by Pieceful Traditions, Sew What, Sunflower Quilts, and Threads of Tradition
- Passports only \$5.00 and includes a tote bag for the first 400 participants

Buy your Passport from any of these locations...

<p>Sew What! Wyandotte, MI 734-281-1344</p>	<p>Corner Quilts Wauseon, OH 419-337-8458</p>	<p>Threads of Tradition Archbold, OH 419-445-9610</p>
<p>Pieceful Traditions Trenton, MI 734-692-1333</p>	<p>The Material Girls Dearborn MI 313-561-1111</p>	<p>Ann Arbor Sewing Center Ann Arbor, MI 734-761-3094</p>
<p>Sunflower Quilts Sylvania, OH 419-885-4438</p>	<p>The Quilt Patch Tecumseh, MI 517-423-0053</p>	<p>Quilt Foundry Maumee, OH 419-893-5703</p>

“A CAMEO Appearance: Quilts in Bloom”

Madison Place, 876 Horace Brown Drive, Madison Heights, Michigan 48071

Deadline to return this form is March 30, 2011

READ QUILT ENTRY REQUIREMENTS AND INSTRUCTIONS ON BACK OF THIS FORM

Complete One Registration Form for each quilt entered. Registration Number _____
If more than one quilt entered, check if this is your 1st ____, 2nd ____, 3rd ____

Name: _____ Phone Number: (____) _____ - _____

Address: _____

City: _____ State: _____ Zip: _____

Quilt Title: _____

Entry Classification for hanging of quilts: Check only one: Bed Size Quilt__ Wall hanging__ Pillow cover__
Presidents Quilt __ Challenge Quilt__ or Other _____ Quilt Size: Length _____ Width _____

Pieced: Hand or Machine, Quilted: Hand or Machine, Quilted by: _____

Quilt Description for Quilt Show program catalog:

Agreement: I understand that CAMEO Quilters Guild and Madison Place will take every precaution to protect my quilt during the event, but cannot be held liable for loss or damage for acts beyond their control. I agree that CAMEO Quilters Guild has the right to use photographs of my quilt(s) in fundraisers, advertisements and other promotions for the benefit of CAMEO Quilters Guild.

Signature: _____ Date: _____

PLEASE DO NOT FILL IN BELOW THIS LINE _____

QUILT DROP OFF CHECK LIST: Receiving quilts will be at Madison Place from 11:00am until 6:00pm
Thursday, May 12, 2011 Registration Number _____

Two Photos Received _____, Title, Registrant's Name & Registration Number on photo back _____

Fabric label with registrants name has been sewn on lower back portion of quilt _____

Pin on Registration Number on front (bottom right corner) _____

Quilt Inspection Complete _____, Comments: _____

Registrant Signature: _____ Date: _____

Committee Member Signature: _____ Date: _____

QUILT CLAIM CHECK: Returning quilt to registrant will be at Madison Place from
4:30pm – 5:30pm, Saturday, May 14, 2011 Registration Number _____

Registrant Signature: _____ Date: _____

Committee Member Signature: _____ Date: _____

Instructions for registering a quilt in the 2011 CAMEO Quilt Show

1. Thank you for entering your quilt in the 2011 CAMEO Quilt Show. Fill in one registration form for each quilt item submitted. Fill in the top half of the form. Do not fill in the Registration Number. Return this form on or before March 30, 2011 to the Receiving Committee Chairperson listed on the bottom of the form. I am now accepting these forms and the earlier the better. Quilts entered in previous CAMEO Quilt Shows cannot be entered. You may also want to take the time to register this quilt with the Michigan State University Museum's Michigan Quilt Project. This is a project to save our stories and archive the history information of our Michigan quilts and Quilters. You can download their application at this website: http://www.museum.msu.edu/glqc/programs_mqp_register.html

2. When you drop-off your quilt to the Receiving Committee, every quilt entered must include 2 photos of the quilt with the Registrant's Name and Quilt Title on the back of the photos. The Receiving Committee will write the registration number on the photo back. The second photo you will have to bring back when you are picking up your quilt along with your quilt claim check.

3. Every quilt must have a sewn on fabric label to include Title of the quilt and Registrant's Name. This label must be embroidered, typed or printed with permanent ink pen on a piece of fabric and sewn onto the lower portion of the back of the quilt.

4. Wall hangings smaller than 42" square will be pinned for hanging.

5. Print what you want to appear in the Program catalog for the quilt show. Staple another piece of paper to this form if you need additional space. Some ideas would be to include quilt pattern, type of material & batting used, how you came to make this particular quilt, any special significance of the work, if the quilt has been included in any juried shows, special stitching, inspiration, how long you have been quilting, the product of a class you took. If your quilt is made from a pattern or is a copy of someone else's work, you must give credit to the original designer. If the quilt is an heirloom tell how it got to you, if it is a family piece, list information about where it came from, who stitched it, the date the quilt was created, etc. Program space is limited, so please be brief.

6. Leave the registration number and the bottom half of the form blank. The Receiving Committee will assign registration numbers and the bottom half of this form will be completed when you drop off the quilt at Madison Place on Thursday, May 12, 2011 between 11:00am and 6:00pm.

7. The quilt show will end at 4:00pm Saturday, May 14, 2011. At this time, the quilts will be taken down and returned to the Receiving Committee. Your quilt should be picked up from the Receiving Committee between 4:30pm and 5:30pm, on Saturday, May 14, 2011. You will need to bring your "Quilt Claim Check" and the photo with the registration information on the back with you to claim your quilt. If you cannot pick up your quilt and are asking someone else to pick it up, please inform the Receiving Committee Chairperson ahead of time. Only the Registrants will be able to pick up their quilts unless arrangements have been made in advance.

List person other than yourself who will pick up your quilt: _____

Registrant Signature: _____ Date: _____

Committee Member Signature: _____ Date: _____

2011 Receiving Committee Chairperson:

Jean Becher

2548 Girard

Warren, Michigan 48092 – Phone 586-751-0253 – Cell 586-206-8903 – E-mail address: becherj@ameritech.net

Date Rec'd _____ Date Dep _____ Am Class _____ PM Class _____ Amt Pd \$ _____ Ch # _____

CAMEO Quilters Guild Presents: Beth Donaldson, Instructor

WEDNESDAY, MAY 11, 2011

Morning Class: Drafting Made Easy
Afternoon Class: Designing On Point

Time: 8:30 to 11:30 am Cost: \$30.00*
Time: 1:00 to 4:00 pm Cost:\$30.00*

Class Location: Lutheran Church of the Master 3333 Coolidge Hwy Troy N of Big Beaver (16 Mile Rd)

***TWO FOR SPECIAL: Cost: \$50.00**

DRAFTING MADE EASY! Why do you need to learn drafting? You don't. There are so many great books and patterns available you don't need to master this technique. My simple approach will change your mind about drafting. You'll learn to draft any block, any size, graduate from simple blocks and concepts to blocks that are more challenging - even create a new block of your own. Learning to draft helps you assess the accuracy of patterns and blocks or alter patterns for size. I promise to teach you this without mentioning angles or math!

DESIGNING ON POINT Learn the secrets of designing quilts on point. Discover which blocks work best on point and how to draft them. My tricks make diagonally set blocks interchange with favorite blocks and open a whole new world of quilt design that's simple to understand. Topics covered: block size, rotary cutting vs templates (when to use each), settings (including alternating blocks, sashings, edge and corner triangles), borders and quilting patterns. Let my guidelines make the math easy!

SUPPLY LIST For Both Classes; Sharp pencil (I use a 7 mm mechanical pencil); good eraser (white Magic Rub), at least 3 sheets of graph paper, 17" x 22", 8 squares to the inch. I will have sheets to sell in class for 50¢ each if you can't find any; 3" x 18" Graph Ruler™. This is a thin clear ruler with red lines. It is not used for rotary cutting. It has an c" grid on it.

OPTIONAL: Protractor & Compass (I will demonstrate ways to use these tools, if time permits. Bring them if you have them. DON'T buy them if you don't own them already!) An unfinished project or group of blocks that you'd like advice on. See how drafting can help you move your projects along. A calculator for the Designing On Point Class, Ott-Lite would be helpful.

NAME _____

ADDRESS _____

CITY _____ ZIP _____ STATE _____

TELEPHONE NUMBER: HOME _____ WORK: _____ CELL: _____

EMAIL ADDRESS _____

Mail this class registration form and your check made payable to CAMEO Quilters Guild c/o Saundra C. Peiss 23861 Ithaca Ave. Oak Park, MI 48237-2247
Contact info: H. 248-546-8531, C. 586-436-2229 Email: Saundra@Raindrops.net
Class size limited and filled on a first come / first served basis. **YOU DO NOT WANT TO BE DISAPPOINTED!**

Continental breakfast served from 8:00-8:30 am.. Coffee, tea, etc will be provided.
Bring a brown bag lunch. Lunch is f rom 11:30 am to 1:00 pm.

Classes begin and end ON TIME. Allow time to arrive, eat, & prep for class.



CAMEO Quilters
P.O. Box 1044
Troy, Michigan 48099-1044

FIRST CLASS MAIL - DATED MATERIAL

CAMEO Quilters

Next Meeting

Thursday, January 20, 2011

7:00 p.m.

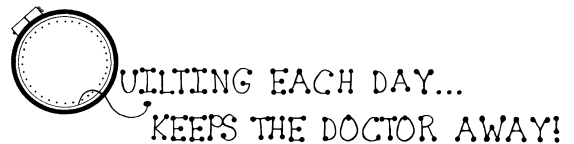
Clawson United Methodist Church

205 N. Main Street (just north of 14 Mile Road)

Clawson, Michigan

Items to bring:

1. Yourself and your smile!
2. A guest and possible new member
3. Your nametag
4. Show & Tell.
5. Eye Spy Fabric Squares (details inside)
6. Charity Quilts
7. Library Books to Return
8. Money for Door Prize tickets
9. Quilt Show Registration Forms
10. Retreat registration and deposit



Visit our website at: <http://cameoquilters.org/>